

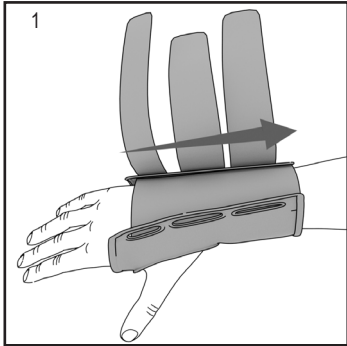
Phomfit™ Wrist

436
437

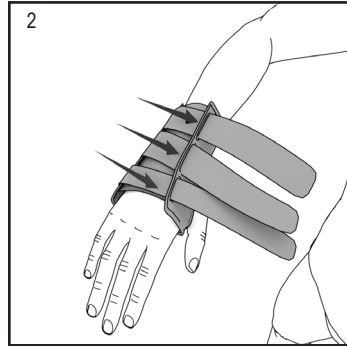
Warnings and Instructions: Review carefully, proper application is required

⚠ Warning: This device will not prevent or eliminate risk of injury. Do Not Overtighten. If swelling, pain, skin irritation, or an unusual reaction occurs, discontinue use immediately and consult your medical professional.

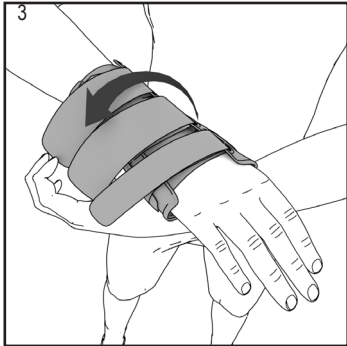
Care: Hand wash using mild soap. Rinse thoroughly. Air dry only. Do not tumble dry. For single patient use only.



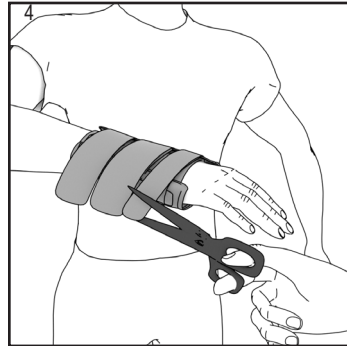
1. Slip brace over the wrist.



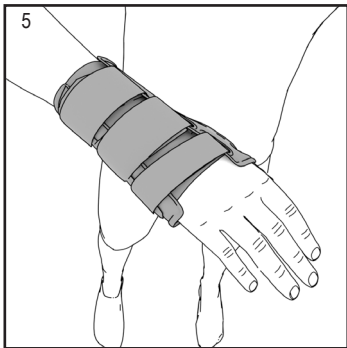
2. Pull straps through slots.



3. Secure straps.



4. Trim excess strap material.



5. Finished application.

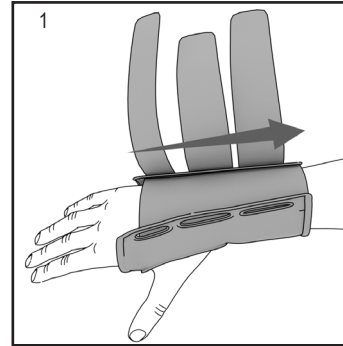
Phomfit™ Wrist

436
437

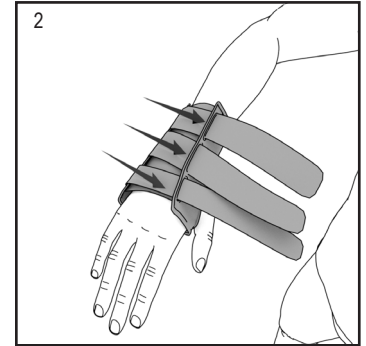
Warnings and Instructions: Review carefully, proper application is required

⚠ Warning: This device will not prevent or eliminate risk of injury. Do Not Overtighten. If swelling, pain, skin irritation, or an unusual reaction occurs, discontinue use immediately and consult your medical professional.

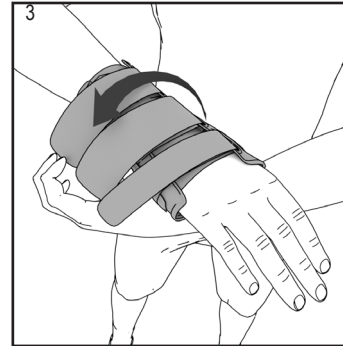
Care: Hand wash using mild soap. Rinse thoroughly. Air dry only. Do not tumble dry. For single patient use only.



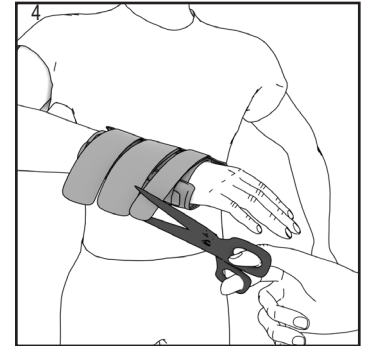
1. Slip brace over the wrist.



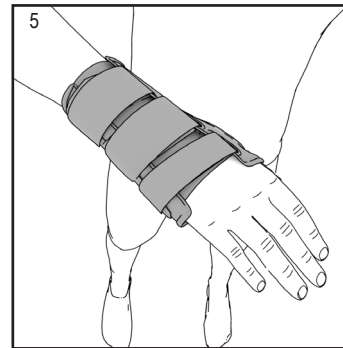
2. Pull straps through slots.



3. Secure straps.



4. Trim excess strap material.



5. Finished application.



© 2018 Weber Orthopedics Inc.
DBA Hely & Weber all rights reserved

Rev F 8/25



© 2018 Weber Orthopedics Inc.
DBA Hely & Weber all rights reserved

Rev F 8/25